


# WEDDING PLANNING TIPS

Quick Start Tips to Planning Your Big Day





## THE BIG THINGS TO CONSIDER

### WHAT DO YOU NEED?

Budget

What's Important?

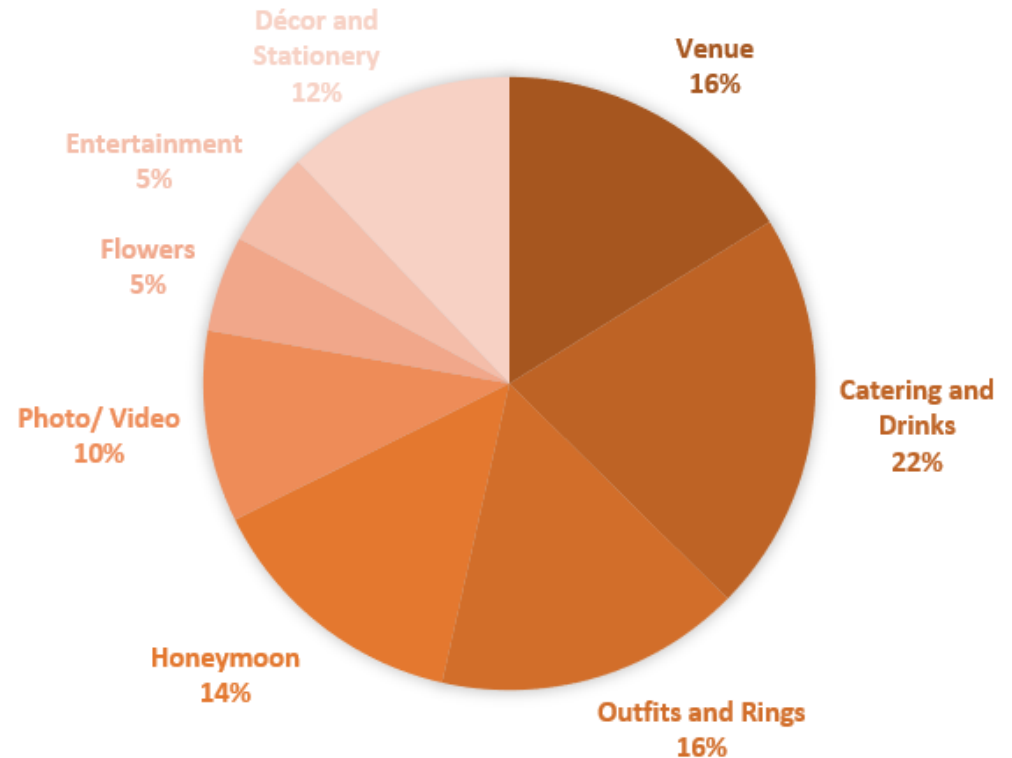
Who's Important?


The 5 Senses

Getting It Altogether

# LET'S TALK CASH.....

The graph shows the average percentage spend of couple's budgets for 2017-2020





## **MAKING IT GO AS FAR AS YOU CAN**

### **WHAT CAN YOU AFFORD?**

Set your budget before you start looking at any details. Knowing what you can afford will help you nail your date if you need to save up for it.

### **BE CLEAR ON YOUR MUST HAVES**

Discuss what is so important that you can't get married without it! Research these first and see what that means to your budget, you'll see what you have available for everything else

# BIG SPENDS



## VENUE

Are there minimum guest numbers during peak season?

Check if there are any charges for bringing in your own suppliers.

Are packages on offer including extras such as floral displays?

## CATERING

Decide on guest numbers early to help with quotes.

Are you limited to set menus or can you go bespoke ?

Think about the timings of your day, what do you need to give your guests to keep them and you going?

## OUTFITS

Are you looking for a certain style or 'the one'?  
You could pick a stunning high street dress and exceptional accessories  
Put all dress and suit fittings into your planning so you can remind your bridesmaids and attendants.

## HONEYMOON

If you want to make the most of your day budget you could consider a honeymoon gift list.  
Pick your date but book it after your big day to keep the excitement going for longer!



A close-up photograph of several pink roses, filling the entire background of the page. The petals are in various stages of bloom, showing soft pink and light pink hues.

How big is the guestlist? Think about your table plan:

Top Table VIPs

Family - close and extended

Friends and colleagues

Mini guests (the kids!)

# THE FINER DETAILS



---

## DIET

Check what requirements your venue or caterers can meet.

When do they need this from you and how will you collect it?

## DRINKS

Will you stick with the drinks package or include cocktails and mocktails?

Do you have a favourite flavour you could use in something bespoke?

## TIMINGS

If your ceremony is around lunchtime will you add canapes in to keep you and your guests going before the main meal or buffet?

## SNACKS

Will you provide any late snacks as the reception goes on?

Sweets trolley or doughnuts for fun?  
Dancing fuel for your guests!



# THE FIVE SENSES

## MAKE YOUR DAY UNIQUE

It could be a sensory sensation...

### SIGHT

When you visit your venues try to visualise what your wedding will look like - what colours do you see for your theme and where are the perfect spots for your photos?

### SOUND

Ceremony and background music and your choice of evening entertainment all give you opportunities to share and make memories. Songs that you love will bring back the day every time you hear them.



**CONT..**

## **TOUCH**

Your tables can be so tactile for your guests, use different fabrics for runners or napkins for example. Beautiful place settings will make your wedding breakfast memorable.

## **TASTE**

Your choice of food will take you through the day, pick things that make your mouth water! It could be a favourite cuisine or the best dessert you had somewhere special recreated for you.

## **SCENT**

As well as your florals which provide a triple threat of scent, touch and sight you could add to the perfume using candles or diffusers. A favourite smell will remind you of this special day.





# GETTING IT TOGETHER

---

## TIMELINE

This is a must - plot your day out so you know who and what is meant to where and when.. Share this with your venue and suppliers.

## SUPPLIER LIST

Keep your master list with your timeline so you can get in touch with your contacts quickly or someone can on your behalf.

## JOB LIST

Ticking off jobs is so satisfying! Track these alongside your timeline and keep all dates in your calendar with set reminders so you can keep on top of things.

## PRO HELP

Better still - hand all this over to a professional around 6 weeks before your wedding. A coordinator will do all this for you and let you enjoy!



## WEDDING COORDINATORS

Coordinators give you peace of mind on the day and will make all your plans come to life and deal with any hiccups so you don't have to. You can enjoy every moment without the stress.

## CLEAR UP OPTIONS

Coordinators often have a clear up option for venues or marquees where you have set up yourself. It's not left to family or friends and you won't have to worry about it in the morning.

# MORE TIPS FOR YOU!



THE JOY PLANNER



FACEBOOK

@thejoyplanner



WEBSITE

[www.thejoyplanner.co.uk](http://www.thejoyplanner.co.uk)



INSTAGRAM

@thejoyplanner



**EMAIL ADDRESS**

[enquiries@thejoyplanner.co.uk](mailto:enquiries@thejoyplanner.co.uk)

**PHONE NUMBER**

07793 158590

**GET IN TOUCH!**