


Chirpee Flowers
BY STEPH WILLOUGHBY



Your Guide to Choosing Wedding Flowers

Our Flowers Say it All

Chelsea Gold Medal Winner

www.chirpee.net


Chirpee Flowers
BY STEPH WILLOUGHBY

01273 951745 | chirpeeflowers@gmail.com

Contents

Introduction

Choosing the Ideal Wedding Florist

Bridal Flowers

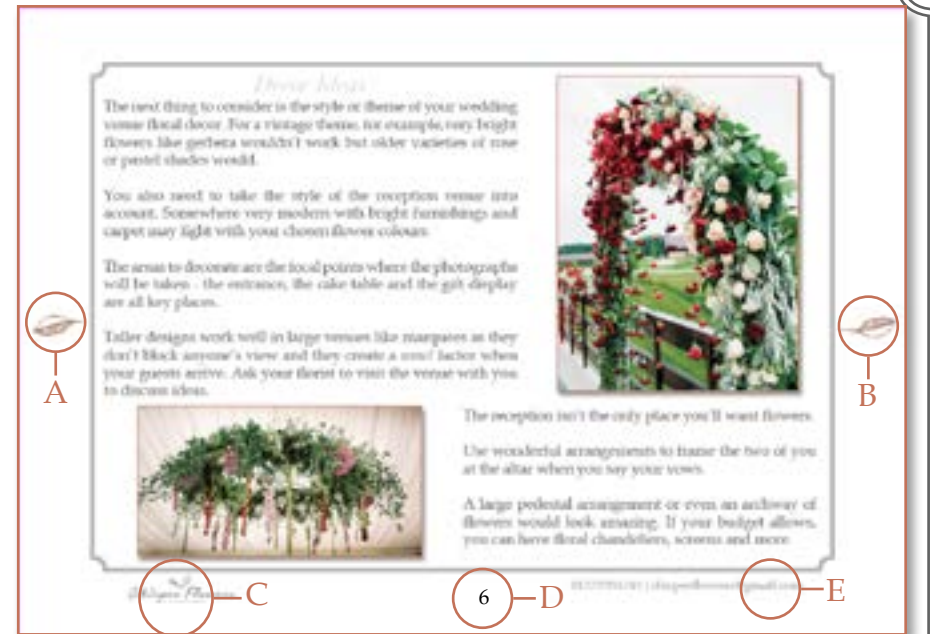
Buttonholes, Boutonnieres and Corsages

Decor Ideas

What Might Your Budget Buy?

Conclusion

Contact Chirpee Flowers



This is an interactive e-book.

Click on any of the titles in the Contents to go to that page.

A Takes you to the previous page

B Takes you to the next page

C Takes you to our website

D Brings you back to this Contents page

E Opens your email application to send an enquiry.

Introduction

You're getting married?

So exciting!

You have the partner of your dreams; the most beautiful dress imaginable; a fairytale venue and a wonderful cake.

All you need now is fabulous flowers.

Deciding which flowers, colours, style and theme to choose is a lot easier if you have an expert florist to help you.

This guide will give you some pointers and ideas for choosing an excellent florist. It will ensure that your wedding flowers are everything you ever wanted them to be, from an intimate setting to a lavish design.



Choosing the ideal wedding florist

An excellent wedding florist is a lot more than just someone who arranges flowers, but how do you find the right one for you?

☛ Ask what qualifications they have. A properly-qualified florist should have qualifications up to Level 5. Ask them to show you some small designs and some larger presentations they've been involved in.

☛ Ask how long they've been in business and how many weddings they've worked on. It's likely that the florist will have a portfolio showing designs they've created. Plenty of wedding experience means that they're used to working to a deadline and within a budget. The florist will also be used to dealing with any problems that may arise.

☛ Ask for a list of venues they've decorated. It's likely they will be a recommended florist for some of them and you can get feedback on the decorations they've provided.

☛ A qualified florist will have studied the weight and textures of wedding fabrics and also dress shapes and how they relate to flower texture and shape. This enables them to create bespoke designs for you based on the dress you've chosen. In addition, the florist will also have studied face shapes and hairstyles and be able to suggest flattering headdress designs for you.

☛ Your florist should be able to provide sketches of the suggested designs, mood boards and Pantone colour charts to help you create your perfect theme.



Choosing the ideal wedding florist

- ☛ A trained and good florist will know which flowers are in season locally for your wedding date and will be able to advise you on the best ones to choose. Without expert guidance, it's easy to set your heart on particular blooms, only to find that they're either not available where you are at that time of year or would be very expensive to source.
- ☛ Cultural or alternative weddings should present no difficulties for a qualified florist. They should have in-depth knowledge of these and be able to advise you and design accordingly.

The florist you choose should have all of the qualities mentioned here, plus that spark of individuality and creativeness which will make your wedding uniquely yours. Don't be afraid to ask questions - any genuinely professional florist will be very pleased to answer them.



Tips for choosing your bridal flowers

Your dress is a wonderful inspiration for choosing your flowers and bouquet style, so decide on that first. The style, fabric weight and embellishments will all help the floral design process so that your bouquet and your dress compliment each other perfectly. Your florist will be able to advise on what sizes and styles of bouquet will go best with your gown, with pictures and examples for you to look at.

Browse the internet for images of bouquet styles you like. Pinterest is a great place to start, but be aware that the images come from many different countries whose seasons are not necessarily in sync with each other. Flowers that are available in one place may not be in another, but your florist will be able to advise on substitutes and alternatives.

Moderate the number and variety of highly-fragranced flowers in your bouquet. Too much fragrance is as bad as too little and can produce a sneeze-inducing walk down the aisle!

Here are some basic design ideas to get you started.

A ~ Traditional ~ Teardrop, Shower/Cascade or Waterfall styles. These are all held at your natural waistline and flow down the skirt.

B ~ Contemporary ~ Includes compact posies and designed bouquets. There are many shapes and styles.

C ~ Natural ~ Free-flowing bouquets and just-picked wild meadow posy styles.



Buttonholes, Boutonnieres and Corsages

What's the difference?

A **buttonhole** is usually a single flower, normally worn by men on the left lapel. The groom's buttonhole can be designed to reflect his hobby or work and can be traditional or whimsical. Your florist will have lots of ideas and images to help you.

A **boutonniere** is a collection of small flowers, worn with the stems showing, and can be for men or women.

A **corsage** is a larger design worn by women on the lapel or attached to the wrist, hat or handbag.



Decor Ideas

The next thing to consider is the style or theme of your wedding venue floral decor. For a vintage theme, for example, very bright flowers like gerbera wouldn't work but older varieties of rose or pastel shades would.

You also need to take the style of the reception venue into account. Somewhere very modern with bright furnishings and carpet may fight with your chosen flower colours.

The areas to decorate are the focal points where the photographs will be taken - the entrance, the cake table and the gift display are all key places.

Taller designs work well in large venues like marquees as they don't block anyone's view and they create a *wow!* factor when your guests arrive. Ask your florist to visit the venue with you to discuss ideas.



The reception isn't the only place you'll want flowers.

Use wonderful arrangements to frame the two of you at the altar when you say your vows.

A large pedestal arrangement or even an archway of flowers would look amazing. If your budget allows, you can have floral chandeliers, screens and more.

Budgets and Packages

What might you expect to get for your budget? Here are some packages from Chirpee Flowers to give you an idea. Our pricing is totally transparent.

Chirpees' Linen Package

A beautiful Brides bouquet of fresh roses, eucalyptus or rosemary and gypsophila – compact posy

3 × Hand tied bridesmaid's posies with or without trailing matching ribbons

6 × Rose and Gypsophila buttonholes

2 × Mothers Lapel Corsages

1 × Flower girl basket of fresh rose petals

Bag of fresh petal confetti

£325



Chirpees' Silk Package

Brides hand tied/cascade bouquet of roses, freesia and alstromeria* or similar seasonal flowers in your chosen colours

4 × Bridesmaids matching hand tied posies

5 × special buttonholes

2 × Lapel corsages

Registrars or Top table cascade arrangement

6 small table arrangements

Cake Table – flower garland and top-tier posy

Large bag of fresh petal confetti

5 metres of car ribbon

£695*

**Terms and Conditions apply:*

A mileage fee may be applied for delivery:

Seasonal flowers only are used in this package.




Chirpees' Satin Package

- A beautiful brides bouquet of seasonal mixed flowers
- 4 x Matching bridesmaid's posies
- 5 x Special buttonholes
- 2 x Lapel corsages
- Registrars or waterfall top table arrangement
- 1 x large pedestal or urn design
- 8 x special table floral designs
- Cake Table - flower garland and top-tier posy
- 2 x 'Thank you' bouquets or gift-wrapped orchid plants
- Large bag fresh petal confetti plus car ribbons and posy

*£895**

**Terms and conditions apply*



Chirpees' Lace Package

A Beautiful bride's bespoke wired or shower cascade or posy bouquet

5 x Bridesmaids bouquets

1 x Groom's buttonhole plus 10 x Groomsmen buttonholes

2 x Lapel corsages or hat/handbag decoration

10 x Pew ends or Special Guest table designs

Reception flowers: Garland or table runner for bar or other area, plus top table waterfall arrangement

Matching cascade cake table design and cake flowers

2 x Large pedestal or urn designs

2 x Luxury 'Thank you' hand ties in presentation vase and wrapping

Large bag of fresh flower confetti

Car ribbon

Specialist design features upon request

£1,500*



Chirpees' Organza Package

Luxury brides bespoke design with sketches, mood boards, colour charts and premium flower choices

5 x Bridesmaids bespoke bouquets

Grooms Special buttonhole

30 x Guest buttonholes

2 x Lapel or handbag/hat Corsages

5 x Luxury guest table designs or bespoke design of your choice

2 x Large pedestal or urn designs

10 x Pew ends or chair decorations

Top table full length cascade design or full bloom table runner

Full length garlands for top table/buffet tables

Floral arch or floral chandelier for reception or ceremony

Cake flowers and cake table waterfall decoration


2 x Luxury 'Thank you' bouquets in vase and presentation wrapping

Car flowers – bonnet/back shelf plus a bag of fresh petal confetti

Specialist design features upon request

£3,000*

**Terms and conditions apply.*



Contact Page

We hope you've found this wedding flowers guide useful in planning your own beautiful day.

All of the designs you see here have been created by Chirpee Flowers.
If you'd like to talk to us about your own wedding flowers, call us today to book an appointment:

01273 951745

or email

chirpeeflowers@gmail.com

Social Media Links

Click the icons to Follow Us:

